

Oilfield Equipment and Services

Delivering in-depth market analysis and insights on cost trends in key market segments across the oil and gas service industry.



Costs and Supply Chain

S&P Global

Commodity Insights

Investments in traditional oil and gas developments are declining in various regions. With the world racing to meet the net zero emissions goals with a shift in focus towards the energy transition and major disruptions in the global economy, the supply chains have come under enormous strain. It is now increasingly important for our clients understand these changes and trends in the service sector landscape so that they can compress project costs and optimize supply chains to the utmost.

Through dynamic analysis and market-leading data, those at the forefront of delivering energy transition can discover how today's supply chain is evolving to solve current technical challenges, to secure a cleaner and more diverse energy mix for the future.

An industry initiative originally promoted by oil and gas majors, Oilfield Equipment and Services provides comprehensive in-depth analysis and an independent view of the oil and gas supplier markets.

Supply and demand outlooks, details on current and upcoming projects, spending and industry trends, and cost models tracking historic and future cost movements, enable oil and gas companies to plan and manage costs, and improve sourcing through optimizing procurement with strategic category and supplier management. For service companies along the supply chain support engineering procurement and construction (EPC), offshore construction, drilling and well services, and equipment and materials vendors to identify growth markets, to support market strategies, business development, and across cost functions.

Who benefits from these subscriptions?

- Procurement, supplier relations, and category managers at exploration and production companies.
- Contractors' strategy and business development teams.
- Investment managers at financial service companies.

Our extensive cost team brings experience in cost escalation, oilfield services markets and category management workflows, and draws from the highest quality data from our industry-leading upstream databases. This enables us to deliver a comprehensive intelligence solution that provides a solid foundation to perform supply-chain planning, procurement, and business development.

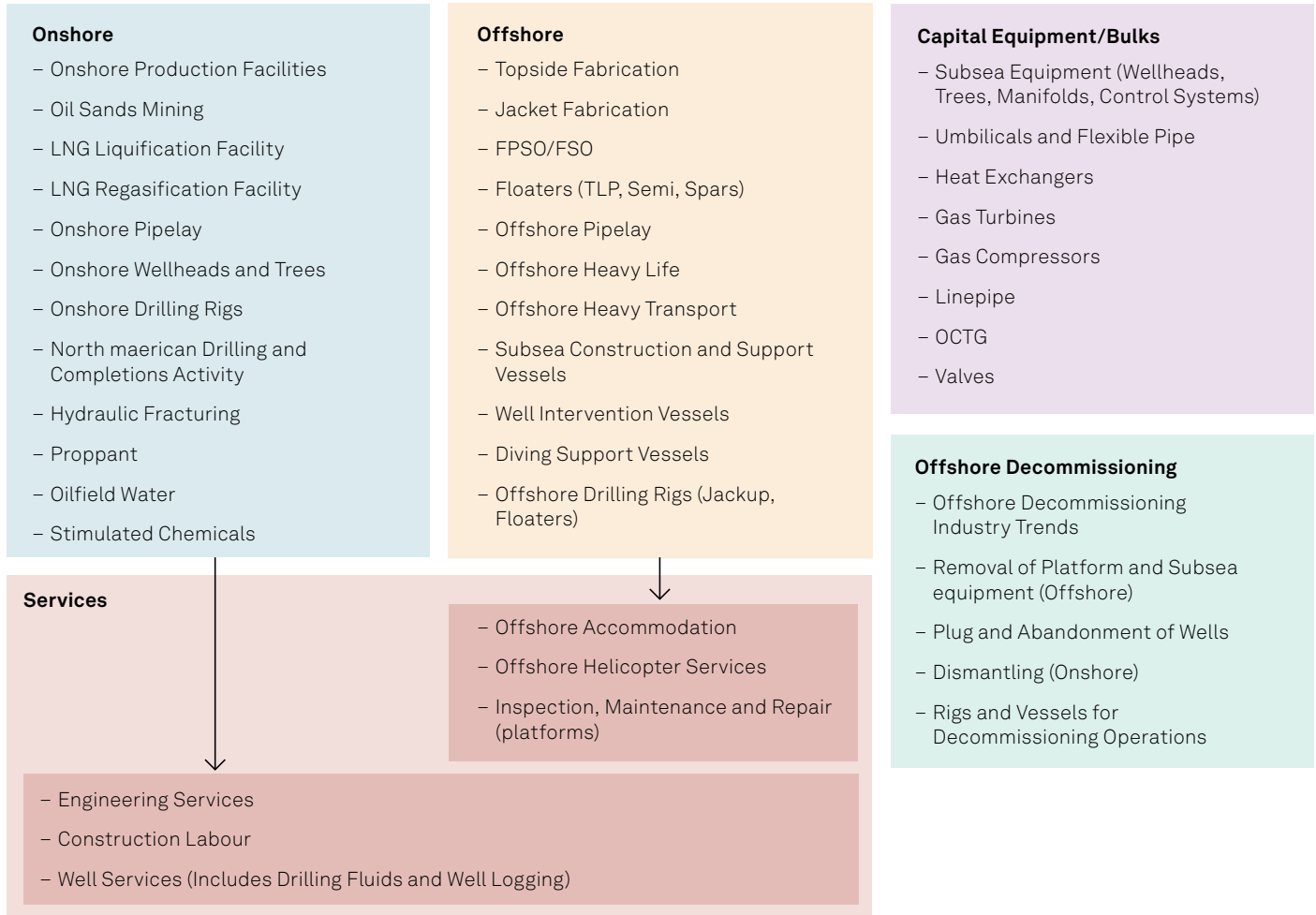
Oilfield Equipment and Services subscription free up internal resources from collecting data to spend more time evaluating and making the right procurement and business decisions.



Features include:

Market Segment Analysis (MSA)

Covering over 70 supplier markets, with new segments being evaluated and added continuously. Each report provides in-depth analysis and forecasts for supply, demand, market balance, cost developments and spending trends, with regional breakdowns and competitive analysis. Updated every three to four months, the reports are delivered in a PDF file with the reports underlying data in a Microsoft Excel workbook.



Market Segment Cost Models

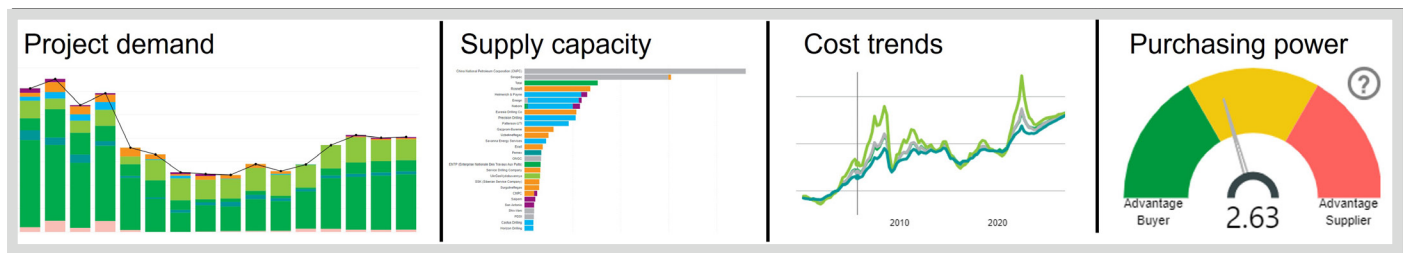
The Costs and Supply Chain team produces over 70 pre-built cost models, that help identify key components that go into manufacturing equipment and providing services within the upstream industry. Cost Models support procurement and supply chain teams to identify key cost elements and address the risks of cost escalation. Cost Models include historical cost changes along with a five-year forecast; these are updated quarterly and delivered in an Excel workbook or our powerful online Cost Analyzer tool.

Cost model uses

- Understand/Explain changes in cost.
- Prepare for discussions and negotiations.
- Customize to agree a cost escalation basis in a contract.
- Validate and index cost escalation assumptions with project partners.

Cost and Supply Chain Analytics

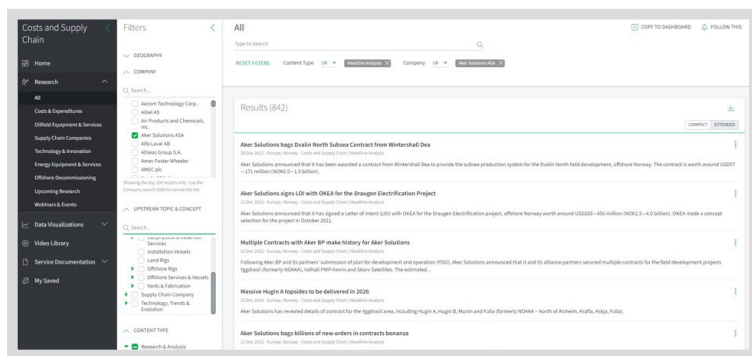
Provides immediate, visual, and interactive access to underlying historic and forecasts data through a set of executive dashboards. Queries the latest data and forecasts for a global and regional view including project demand and supplier capacity, market balance, buying strategies, cost trends with five-year forecasts and much more.



Supplier/Contractor Profiles

Our team tracks more than 1,200 oilfield service and equipment suppliers. Customers can quickly compile a list of suitable vendors by searching our supplier's database that provides high level market segment information. Over 100 of those key vendors referenced in our detailed Market Segment Analysis reports,

provide valuable insight into their capabilities, financials, performance, and competitiveness. Updated quarterly, the reports are delivered in a PDF file with underlying data in a Microsoft Excel workbook.



Headline Analysis

Our on-the-day news service tracks supply chain company's activities. Keep up to date with the latest contract activity, organisational changes, project status, updates on major assets, financials, strategic moves, and other significant stories on your suppliers.

Spending and Industry Trends

Bringing together analysis from across the Costs and Supply Chain team and our wider organization, these reports provide a comprehensive view of spending and industry trends across the oil and gas industry. The quarterly updated spending reports use a bottom-up, project-by-project approach to modelling demand and related expenditure across energy supply of all types, including power transmission and distribution.

The Global Spending reports enable clients to:

- 1 Understand where, and on what the money is being spent.
- 2 Gain an overview on spending under current economic condition, and economic outlooks.
- 3 Identify which market segments and geographical areas show the most growth and provide the best opportunities for investment.
- 4 Understand projections that help then plan sales and revenues.
- 5 Receive a detailed ground-up objective, third-party view to check against their forecasts.

The semi-annual updated Industry Trends reports provide a bottom-up analysis of project demand in the oil and gas industry and resulting forecast on nominal capital and operating spending with key activity indicators. The reports are delivered in a PDF file with the reports underlying data in a Excel workbook and the Global Upstream Spending reports is available as an executive dashboard displaying key metrics of global expenditure.

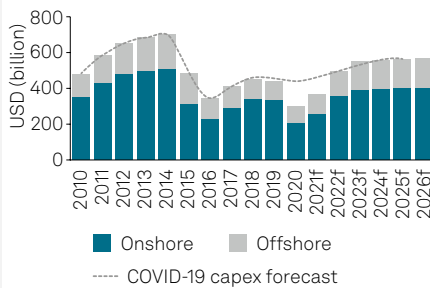
Sample charts from the industry trends report

Are new project sanctions increasing or slowing down? What are the key areas of Operation focus? How will service providers respond?

How are service vendor markets evolving? What areas are growing or shrinking? What areas are Operators spending most money in?

How will upstream spending change over the next 3 years and which categories will be affected most?

Onshore and offshore capex spends



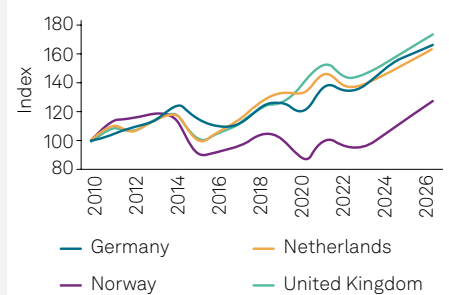
Note: Excluding LNG liquefaction, infrastructure, and pipeline.
Source: S&P Global Commodity Insights, formerly IHS Markit.
©2022 S&P Global

Costs and activity indicator

	Costs	Activity offshore	Activity onshore
2022	↑	↑	↑
2023	↑	↑	↑
2024-26	↑	↑	↓

Source: S&P Global Commodity Insights, formerly IHS Markit.
©2022 S&P Global

Engineering salaries trends



Source: S&P Global Commodity Insights, formerly IHS Markit.
©2022 S&P Global

Service delivery

Providing timely data and insightful analysis on the changing nature of complex oil and gas markets, Oilfield Equipment and Services is committed to delivering high quality market data, publications, analysis, and analytics tools for the global oil and gas industry. We emphasise quality, timely delivery and perceptive analysis that will increase your understanding of these complex markets.

S&P Global Commodity Insights Connect— a customizable research platform

- Flexible analytic tools allow customers to deep dive into the research and datasets.
- Individual log-ins with customizable email alerts and saved pages.

- Access to all subscribed content (latest and historical) and download data, insights, and reports from any device.
- Invitation to subscriber webinars and local events.
- Document API links to all subscribed documents and structured cost models data, with associated metadata, can be called by our Connect API.
- The Connect platform support and training services team provide training and overviews for different capabilities.
- Contact our cost experts for further discussion on the research or mythologies, market briefings or for Q&A.

Access to experts

Our 650+ energy analysts serve a client base comprised of virtually every major energy company, top institutional and investment managers and the world's leading commercial and investment banks. This diversity allows our analysts the opportunity to bring multiple views together and develop unique insights on the energy sector. Analysts are available exclusively to our clients to discuss and share their research.

REST API

Connect directly to the data in your subscriptions and pull data into your analytical tools, internal databases, or 3rd party applications.

Connect® brings together our industry analysis, in-depth market research, technical information and forecasts with robust analytic capabilities transforming complex, multi-dimensional information and analysis into actionable insights.

Related Products:

Oilfield Equipment and Services subscriptions:

- Subsea and Capital Equipment
- Rig Markets
- Offshore Services and Vessels
- Onshore Services and Materials
- Offshore Decommissioning

Other Upstream Insight Subscriptions:

- Companies and Transactions
- Commercial Plays and Basins
- E&P Terms and Above-Ground Risk
- Upstream Transformation Service

Cost estimation:

- Global Upstream Costs and Expenditures
- Upstream innovation Index
- Latin America Costs and Supply Chain
- North American Costs and Expenditures

About S&P Global Commodity Insights

At S&P Global Commodity Insights, our complete view of global energy and commodities markets enables our customers to make decisions with conviction and create long-term, sustainable value.

We're a trusted connector that brings together thought leaders, market participants, governments and regulators, and we create solutions that lead to progress. Vital to navigating commodity markets, our coverage includes oil and gas, power, chemicals, metals, agriculture, shipping and energy transition. Platts® products and services, including the most significant benchmark price assessments in the physical commodity markets, are offered through S&P Global Commodity Insights.

S&P Global Commodity Insights is a division of S&P Global (NYSE: SPGI). S&P Global is the world's foremost provider of credit ratings, benchmarks, analytics and workflow solutions in the global capital, commodity and automotive markets. With every one of our offerings, we help many of the world's leading organizations navigate the economic landscape so they can plan for tomorrow, today. For more information visit www.spglobal.com/commodityinsights.

CONTACT US

ci.support@spglobal.com

The Americas

+1 800 447 2273

EMEA

+44 1344 328 300

Asia-Pacific

+604 291 3600

Japan

+81 3 6262 1887

Copyright © 2023 by S&P Global Commodity Insights, a division of S&P Global Inc. All rights reserved. No content, including by framing or similar means, may be reproduced or distributed without the prior written permission of S&P Global Commodity Insights or its affiliates. The content is provided on an "as is" basis.

spglobal.com/commodityinsights